

PL RANGE

UNIVERSAL RANGE
DOWNLIGHTS
EMERGENCY
HIGH FREQUENCY
RECESSED WALL LIGHT

160
162
167
168
169





R2181E-01





R2261HF-01 & R1131HF-01



RUNI226-01

PL RANGE UNIVERSAL RANGE

STANDARD UNIVERSAL PL DOWNLIGHT IP44



 excl.	Guarantee 2 Years	OP 230 240				650°		Ballast incl.	HF
---	-----------------------------	------------------	---	---	---	------	---	------------------	----

- Single fitting can be used for multiple applications through the use of interchangeable accessories (IP65, cross blade louvre & dropped glass)
- Die cast aluminium front ring with galvanised steel support, mounted to the ceiling with a screw clamp assembly front
- High frequency electronic ballast giving up to 50% longer lamp life & 30% energy saving with emergency light function
- C/w fast-fix plug-in male-female connector
- Meets Part L energy efficiency requirements
- **2 years guarantee**

RUNI226-01	2 x 26W
RUNI218-01	2 x 18W
Diameter:	232mm
Depth:	146mm
Cutout:	205mm
Box Qty:	1
Max W:	2 x 26W, 2 x 18W
Cap Type:	RUNI226 G24Q3
	RUNI218 G24Q2
IP:	20



EMERGENCY UNIVERSAL PL DOWNLIGHT IP44



 excl.	Guarantee 2 Years	OP 230 240				650°		Ballast incl.	HF
---	-----------------------------	------------------	---	---	---	------	---	------------------	----

- Single fitting can be used for multiple applications through the use of interchangeable accessories (IP65, cross Blade Louvre, & Dropped glass)
- Die cast aluminium front ring with galvanised steel support, mounted to the ceiling with a screw clamp assembly front
- High frequency electronic ballast giving up to 50% longer lamp life & 30% energy saving with emergency light function
- 4 pin lampholder & 4.8V 4AHR NiCd battery for operation in emergency – green indicator light to show normal battery charge status
- 3 hour maintained duration
- Meets Part L Energy efficiency requirements
- **2 years guarantee**

RUNI226E-01	2 x 26W
RUNI218E-01	2 x 18W
Diameter:	232mm
Depth:	146mm
Cutout:	205mm
Box Qty:	1
Max W:	2 x 26W, 2 x 18W
Cap Type:	RUNI226E-01 G24Q3
	RUNI218E-01 G24Q2
IP:	44



PL RANGE UNIVERSAL RANGE

IP65 ACCESSORY



Guarantee 2 Years	CE	Zone 1
--------------------------------	----	------------------

- IP65 accessory for insertion in RUNI Universal fitting enabling it for outdoor or wet area use
- **2 years guarantee**

RUNI65	
Diameter:	232mm
Depth:	8mm
Box Qty:	1
IP:	65

DROPPED GLASS ACCESSORY



Guarantee 2 Years	CE
--------------------------------	----

- Dropped glass accessory for snap on to RUNI Universal PL fitting
- Frosted trim around the edges
- **2 years guarantee**

RUNIDGL	
Diameter:	230mm
Depth:	4mm
Box Qty:	1
Weight:	0.5kg

CROSS BLADE LOUVRE ACCESSORY



Guarantee 2 Years	CE
--------------------------------	----

- Low-glare cat 2 crossblade louvre accessory for insertion in RUNI Universal PL fitting
- **2 years guarantee**

RUNICBL	
Length:	174mm
Width:	174mm
Depth:	56mm
Box Qty:	1
Weight:	0.05kg

PL RANGE DOWNLIGHTS

13W PL DOWNLIGHT, STANDARD OR DROPPED GLASS



- Pressed steel
- C/w high frequency electronic ballast & lamp
- Long lamp life – 10,000 hour/only 14W total per light point
- 70% energy saving versus GU10 mains halogen lights
- Enclosed fitting – no air movement into the ceiling
- Energy saving – complies with Building Regulations Part L
- **2 years guarantee**

Standard

R1130HF-01	White
R1130HF-03	Chrome
Diameter:	90mm
Depth:	135mm
Cutout:	72mm
Box Qty:	4
Weight:	0.58kg
Max W:	13W
Cap Type:	G24q1
IP:	20



Dropped Glass

R1131HF-01	White
R1131HF-03	Chrome
Diameter:	90mm
Depth:	170mm
Cutout:	72mm
Box Qty:	4
Weight:	0.645kg
Max W:	13W
Cap Type:	G24q1
IP:	20

PL RANGE DOWNLIGHTS



13W FIRE RATED PL DOWNLIGHT, C/W 4 PIN LAMP & HF BALLAST



- Recessed downlight with pressed steel body
- C/w high frequency electronic ballast & lamp
- Long lamp life – 10,000 hour / only 14W total per light point
- 70% energy saving versus GU10 halogen lights
- Designed to give 30, 60 & 90 minutes protection
- Energy saving – complies with Building Regulations Part B, C, E & L
- **2 years guarantee**
NEW

RF1130-01	White
RF1130-13	B Chrome
Diameter:	95mm
Depth:	133mm
Cut Out:	72mm
Weight:	0.53kg
Box Qty:	1
Max W:	13W
Cap Type:	G24Q1
IP:	20



13W FIRE RATED PL DOWNLIGHT, DROPPED GLASS C/W 4 PIN LAMP & HF BALLAST



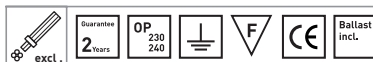
- Recessed downlight with pressed steel body
- C/w high frequency electronic ballast & lamp
- Long lamp life – 10,000 hour / only 14W total per light point
- 70% energy saving versus GU10 halogen lights
- Designed to give 30, 60 & 90 minutes protection
- Energy saving – complies with Building Regulations Part B, C, E & L
- **2 years guarantee**
NEW

RF1131-01	White
RF1131-13	B Chrome
Diameter:	95mm
Depth:	133mm
Cut Out:	72mm
Weight:	0.6kg
Box Qty:	1
Max W:	13W
Cap Type:	G24Q1
IP:	20



PL RANGE DOWNLIGHTS

1 X 26W, FLUSH GLASS

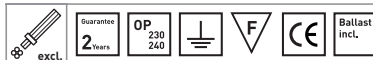


- Die cast aluminium ring with galvanised steel support, mounted to the ceiling with a spring assembly
- Facetted aluminium reflector with polish finish
- C/w magnetic ballast & 2 pin lampholders
- Ideal for commercial applications
- **2 years guarantee**

R1260-01

Diameter:	230mm
Depth:	100mm
Cutout:	215mm
Box Qty:	1
Weight:	1.937kg
Max W:	26W
Cap Type:	G24d-3
IP:	20

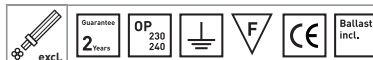
2 X 26W, FLUSH OR DROPPED GLASS



- Die cast aluminium ring with galvanised steel support, mounted to the ceiling with a spring assembly
- Facetted aluminium reflector with polish finish
- C/w magnetic ballast & 2 pin lampholders
- Ideal for commercial applications
- **2 years guarantee**

R2260-01	F Glass
R2261-01	D Glass
Diameter:	230mm
Depth:	100mm
Cutout:	215mm
Box Qty:	1
Weight:	2.875kg
Max W:	2 x 26W
Cap Type:	G24d-3
IP:	20

2 X 13W, FLUSH GLASS



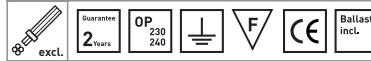
- Die cast aluminium ring with galvanised steel support, mounted to the ceiling with a spring assembly
- Facetted aluminium reflector with polish finish
- C/w magnetic ballast & 2 pin lampholders
- Ideal for commercial applications
- **2 years guarantee**

R2130-01

Diameter:	188mm
Depth:	100mm
Cutout:	170mm
Box Qty:	1
Weight:	1.625kg
Max W:	2 x 13W
Cap Type:	G24d-1
IP:	20

PL RANGE DOWNLIGHTS

1 X 18W, FLUSH GLASS



- Die cast aluminium ring with galvanised steel support, mounted to the ceiling with a spring assembly
- Facetted aluminium reflector with polish finish
- C/w magnetic ballast & 2 pin lampholders
- Ideal for commercial applications
- **2 years guarantee**


R1180-01	
Diameter:	230mm
Depth:	100mm
Cutout:	215mm
Box Qty:	1
Weight:	1.937kg
Max W:	18W
Cap Type:	G24d-2
IP:	20

2 X 18W, DROPPED OR FLUSH GLASS



- Die cast aluminium ring with galvanised steel support, mounted to the ceiling with a spring assembly
- Facetted aluminium reflector with polish finish
- C/w magnetic ballast & 2 pin lampholders
- Ideal for commercial applications
- **2 years guarantee**

R2180-01	Flush G
R2181-01	Dropped G
Diameter:	230mm
Depth:	100mm
Cutout:	215mm
Box Qty:	1
Max W:	2 x 18W
Cap Type:	G24d-2
IP:	20





R2181-01

PL RANGE EMERGENCY



EMERGENCY 2 X 26W PL DOWNLIGHT, DROPPED OR FLUSH GLASS



- High frequency electronic ballast
- 4 pin lampholder & 4.8V 4AHR NiCd battery for operation in emergency – green indicator light to show normal battery charge status
- 3 hour maintained duration
- Dropped glass diffuser
- Die cast front bezel
- **2 years guarantee**



R2260E-01	F Glass
R2261E-01	D Glass
Diameter:	230mm
Depth:	100mm
Box Qty:	1
Weight:	5.09kg
Max W:	2 x 26W
Cap Type:	G24q3
IP:	20

EMERGENCY 2 X 18W PL DOWNLIGHT, DROPPED OR FLUSH GLASS



- Die cast front bezel
- High frequency electronic ballast
- 4 pin lamp holder & 4.8V 4AHR NiCd battery for operation in emergency – green indicator light to show normal battery charge status
- 3 hour maintained duration
- Dropped glass diffuser
- **2 years guarantee**

R2180E-01	F Glass
R2181E-01	D Glass
Diameter:	230mm
Depth:	100mm
Cutout:	215mm
Box Qty:	1
Max W:	2 x 18W
Cap Type:	G24Q2
IP:	20



PL RANGE HIGH FREQUENCY

2 X 18W, FLUSH & DROPPED GLASS



- C/w integral high frequency ballast
- Low maintenance, energy efficient – meets Building Regulations Part L
- Lamp life up to 50% longer on high frequency operation
- Fitting depth in ceiling void only 100mm
- Highly polished spectral aluminium reflector
- **2 years guarantee**



R2180HF-01	F Glass
R2180HF-13	F Glass
R2181HF-01	D Glass
R2181HF-13	D Glass
Diameter:	230mm
Depth:	100mm
Cutout:	215mm
Box Qty:	1
Weight:	2kg
Max W:	2 x 18W
Cap Type:	G24q-2
IP:	20

2 X 26W, FLUSH GLASS



- C/w integral high frequency ballast
- Low maintenance, energy efficient – meets Building Regulations Part L
- Lamp life up to 50% longer on high frequency operation
- Fitting depth in ceiling void only 100mm
- Highly polished spectral aluminium reflector
- **2 years guarantee**



R2260HF-01	White
R2260HF-13	B Chrome
Diameter:	230mm
Depth:	100mm
Cutout:	215mm
Box Qty:	1
Weight:	2kg
Max W:	2 x 26W
Cap Type:	G24q-3
IP:	20

2 X 26W, DROPPED GLASS



- C/w integral high frequency ballast
- Low maintenance, energy efficient – meets Building Regulations Part L
- Lamp life up to 50% longer on high frequency operation
- Fitting depth in ceiling void only 100mm
- Highly polished spectral aluminium reflector
- **2 years guarantee**

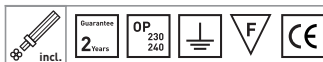


R2261HF-01	
Diameter:	230mm
Depth:	100mm
Cutout:	215mm
Box Qty:	1
Weight:	2kg
Max W:	2 x 26W
Cap Type:	G24q-3
IP:	20

PL RANGE RECESSED WALL LIGHT



RECESSED 13W PL WALL LIGHT, C/W BOTH BLUE & WHITE DIFFUSER



- Energy saving fixture
- C/w clear & blue glass finishes
- Satin silver trim
- Recessed – ideal for narrow corridors
- Universal mounting applications
- Up & down wall-wash
- **2 years guarantee**



R113PL-15

Length:	356mm
Width:	207mm
Depth:	105mm
Cutout:	320mm x 180mm
Box Qty:	1
Weight:	2kg
Max W:	13W
Cap Type:	G24D-1
IP:	20



R113PL-15 CLEAR GLASS &
R113PL-15 BLUE GLASS

